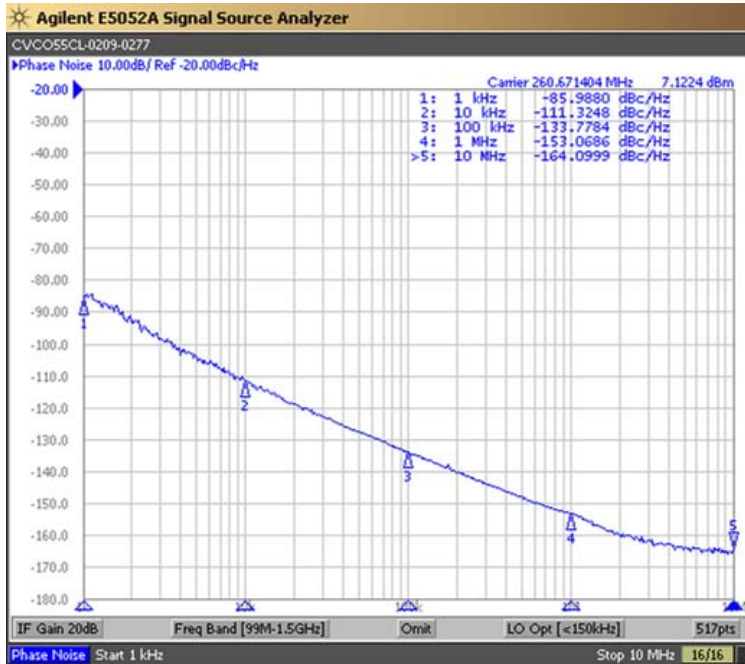


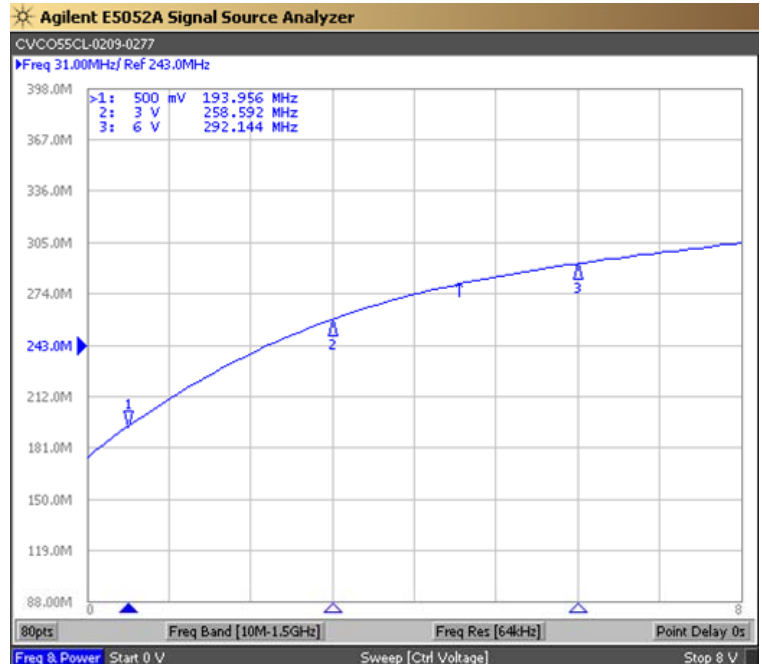


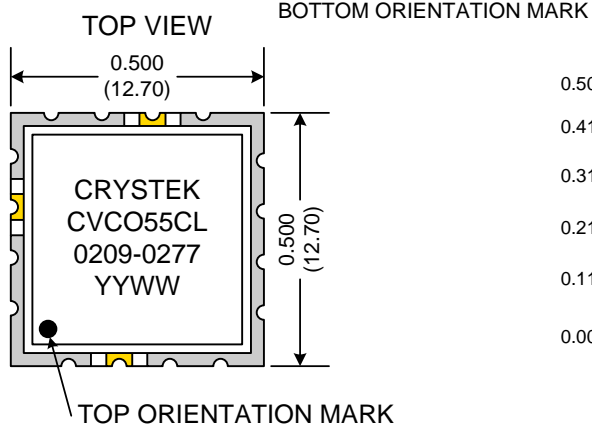
PERFORMANCE SPECIFICATION	MIN	TYP	MAX	UNITS
Lower Frequency:			209	MHz
Upper Frequency:	277			MHz
Tuning Voltage:	0.5		6.0	VDC
Supply Voltage:	6.65	7.0	7.35	VDC
Output Power:	+2.0	+5.0	+8.0	dBm
Supply Current:		15	20	mA
Harmonic Suppression (2 nd Harmonic):		-15	-10	dBc
Pushing:		1.5	3.0	MHz/V
Pulling, all Phases:		2.5	5.0	MHz pk-pk
Tuning Sensitivity:		20		MHz/V
Phase Noise @ 10kHz offset:		-112	-106	dBc/Hz
Phase Noise @ 100kHz offset:		-132	-126	dBc/Hz
Load Impedance:		50		Ω
Input Capacitance:			220	pF
Operating Temperature Range:	-40		+70	$^{\circ}$ C
Storage Temperature Range:	-45		+90	$^{\circ}$ C

Phase Noise (1 Hz BW, Typical)



Tuning Curve (Typical)





Pad	Connection
2	Vt
10	RF-OUTPUT
14	Vcc
Others	GROUND

- Unless otherwise specified, Dimensions are in: $\frac{IN}{(mm)}$
- Pad Location Dimensions are in: Inches

TAPE AND REEL



Drawing not to scale

Product Control:

Crystek Part Number:	CVCO55CL-0209-0277	Release Date:	25-Sep-12
Revision Level:	F	Responsible:	C. Vales

Specification is subject to change without notice