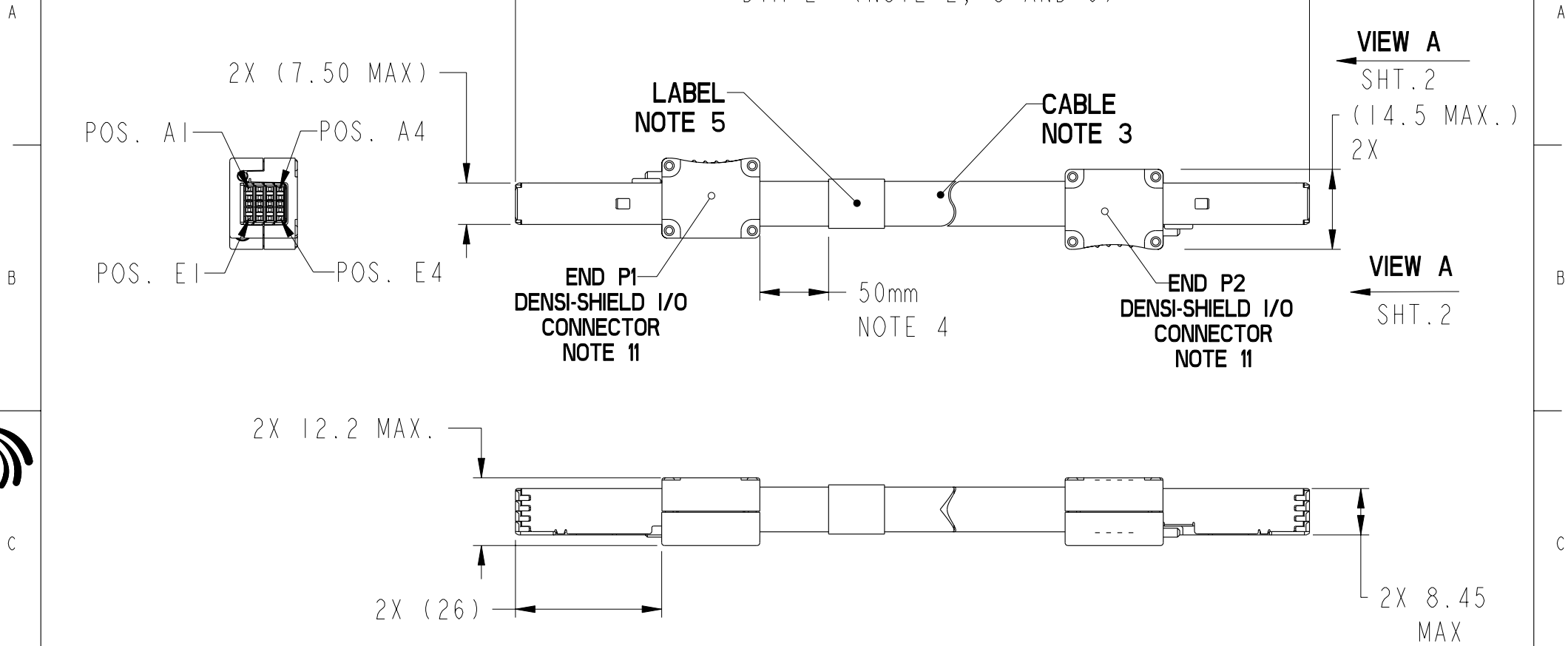


PRODUCT NUMBER
SEE TABLE I
10087273-00XLF



Copyright FCI.

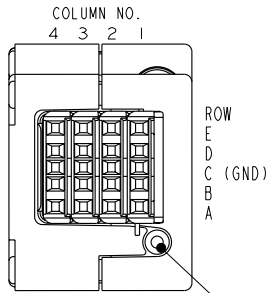
rev	ecn no	dr	date
A	M08-0079	AGS	03/14/08
B	M08-0090	AGS	03/18/08
C	M08-0203	AGS	07/15/08
D	V09-0053	DAI	2009-03-24

www.fciconnect.com		surface - ✓	tolerance std	projection	MM
		TOLERANCES UNLESS OTHERWISE SPECIFIED			
Dr	D. INGRAM	2009-03-24	ANGULAR	size	A4
Eng	J. DUARTE	2009-03-24	LINEAR	0.xx	±0.10
Chr	J. DUARTE	2009-03-24	0° ±2°	ECN V09-0053	
Appr	J. DUARTE	2009-03-24	Product family		C&A
				Spec ref	-
			CABLE ASSEMBLY		dwg no
			DENSI-SHIELD I/O 8 PAIR		10087273
			catalog no	CUSTOMER	sheet 1 of 4
					Rev. D

REV F - 2006-04-17

PRODUCT NUMBER
SEE TABLE 1

10087273-00XLF



TORX SCREW
NOTE 14

VIEW A
SCALE 2:1
VIEWED FROM
MATING SIDE

TABLE 2
PIN OUT/WIRING LIST
SEE NOTE 6

END P1		END P2	
PIN NUMBER	WIRE ID	PIN NUMBER	WIRE ID
C1-C4	GROUND	C1-C4	GROUND
A1	TN1	E1	RN1
B1	TP1	D1	RP1
D1	RP2	B1	TP2
E1	RN2	A1	TN2
A2	TN6	E2	RN6
B2	TP6	D2	RP6
D2	RP7	B2	TP7
E2	RN7	A2	TN7
A3	TN8	E3	RN8
B3	TP8	D3	RP8
D3	RP3	B3	TP3
E3	RN3	A3	TN3
A4	TN5	E4	RN5
B4	TP5	D4	RP5
D4	RP4	B4	TP4
E4	RN4	A4	TN4

DW_x = DRAIN WIRE x
 RP_x = RECIEVER PAIR x, POSITIVE POLE
 RN_x = RECIEVER PAIR x, NEGATIVE POLE
 TP_x = TRANSMITTER PAIR x, POSITIVE POLE
 TN_x = TRANSMITTER PAIR, NEGATIVE POLE

	TITLE CABLE ASSEMBLY DENS1-SHIELD I/O 8 PAIR	dwg no 10087273	Rev. D
	catalog no -	CUSTOMER	sheet 2 of 4



PRODUCT NUMBER - TABLE 1

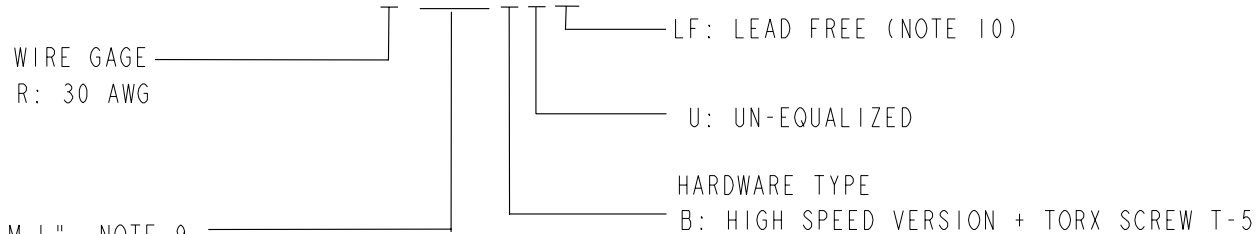
FCI KIT P/N	FCI ASSEMBLY P/N	CUSTOMER ASSEMBLY P/N	QTY.
10087273-001LF	10054999-R0500BULF (NOTE 3)	02MBB00040AAX	4
10087273-002LF	10054999-R1000BULF (NOTE 3)	02MBB00040ABQ	4

NOTES:

1. MATES WITH FCI PART NUMBERS 10044471 SERIES.

2. UNLESS OTHERWISE SPECIFIED ASSEMBLED LENGTH TOLERANCE =
 = 1 METER: ± 15.0mm
 > 1 METER TO 10 METER: ± 2% OF "DIM L"
 > 10 METER: +0/-4% OF "DIM L"

3. PART NUMBER DESCRIPTION/DENSI-SHIELD CONNECTOR:
 10054999 - R XX XX B U LF



LENGTH "DIM L" NOTE 9
 XXXX: XX METERS, XX CENTIMETERS

EXAMPLES OF LENGTH GIVEN BELOW:
 0500 = 05 METERS 00 CENTIMETERS
 1000 = 10 METERS 00 CENTIMETERS

EXAMPLE: 10054999-R0500BULF = 30 AWG, 05 METER, 00 CENTIMETERS, HIGH SPEED TORX SCREW T-5, UN-EQUALIZED AND LEAD FREE

4. UNLESS OTHERWISE SPECIFIED LABEL POSITION SHALL BE APPROXIMATELY 50mm±15mm FROM REAR OF CONNECTOR.

5. UNLESS OTHERWISE SPECIFIED STANDARD LABEL SHALL BE 10081646-002.
 LABEL DETAILS;

- MANUFACTURER CODE OR NAME
- CUSTOMER P/N OR FCI P/N
- REVISION
- DATE CODE (WW/YY FORMAT) - SERIAL NUMBER
- COUNTRY ORIGIN

FONT SHALL BE CLEARLY VISABLE AND BLACK IN COLOR.



Copyright FCI.

	CABLE ASSEMBLY DENSI-SHIELD I/O 8 PAIR	dwg no 10087273	Rev. D
	catalog no -	CUSTOMER	sheet 3 of 4

PRODUCT NUMBER
SEE TABLE I

10087273-00XLF

NOTES CONTINUED:

- 6. ALL CABLE ASSEMBLIES SHALL BE TESTED 100% FOR CONTINUITY AS DEFINED IN WIRING LIST.
- 7. UNLESS OTHERWISE SPECIFIED ALL CABLE ASSEMBLIES SHALL BE 100% HI-POT TESTED PER PRODUCT SPECIFICATION: GS-12-314.
- 8. OTHER TESTING PERFORMED AS REQUIRED BY PRODUCT SPECIFICATION: GS-12-314.
- 9. THIS DIMENSION IS A FINISHED PRODUCT LENGTH.
- 10. LEAD FREE PRODUCTS MEET EUROPEAN UNION DIRECTIVES AND OTHER COUNTRY REGULATIONS AS DESCRIBED IN GS-22-008.
- 11. CONNECTOR ASSEMBLIES SHOWN ARE FOR REFERENCE ONLY AND MAY NOT SHOW ALL PART DETAIL. REFERENCE CONNECTOR ASSEMBLY DRAWINGS FOR COMPLETE DETAILS.
- 12. PACKAGING PER GLOBAL STANDARD GS-14-1272.
- 13. MATERIALS:
 - COVERS: ZINC ALLOY, Cu-Ni-Sn PLATED.
 - SHEET METAL COVER: COPPER ALLOY
 - FERRULES: COPPER ALLOY, Ni-Sn PLATED
 - TERMINAL BLOCK:
 - HOUSING: THERMOPLASTIC
 - TERMINALS: COPPER ALLOY, FINISH: MIN 0.8um Au ON Ni-UNDERLAYER IN CONTACT AREA.
 - TRANSITION BOARD: FR4 FIBERGLASS FILLED EPOXY.
 - LOCKING SCREW: STAINLESS STEEL
 - SCREW STOP: TEFLON
- 14. MAXIMUM APPLICABLE TORQUE ON LOCKING SCREW = 0.3um

	TITLE	CABLE ASSEMBLY	dwg no	10087273	Rev.	D
		DENSI-SHIELD I/O 8 PAIR				
	catalog no	-	CUSTOMER	sheet 4 of 4		