

# "High Frequency Ceramic Solutions"

## 2.4 GHz Low Pass Filter

P/N 2400LP18A0200

Detail Specification: 06/24/09

Page 1 of 2

### General Specifications

Part Number	2400LP18A0200
Frequency (MHz)	2300 - 2500
Insertion Loss	0.60 dB max.
Return Loss	10.9 dB min.
Attenuation (min.)	27 dB @ 2 x fo
Attenuation (min.)	18 dB @ 3 x fo

Input Power	2W max.
Impedance	50 Ω
Operating Temperature	-40 to +85°C
Storage Temperature	+5 ~ +35 °C, 12 mos max. Humidity 45~75%RH
Reel Quantity	3,000

P/N Suffix	Packaging Style	Bulk	Suffix = S	Eg. 1748LP18A075S
		T & R	Suffix = E	Eg. 1748LP18A075E

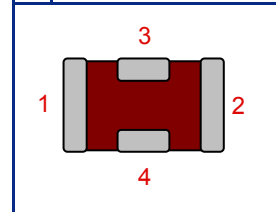
### Terminal Configuration

No.	Function
1	I / O
2	I / O
3	GND
4	GND

### Mechanical Dimensions

	In	mm
L	0.126 ± 0.012	3.20 ± 0.30
W	0.063 ± 0.012	1.60 ± 0.30
T	0.039 ± 0.008	1.00 ± 0.20
a	0.031 ± 0.012	0.80 ± 0.30
b	0.020 ± 0.012	0.50 ± 0.30

Case Size: 18-2B



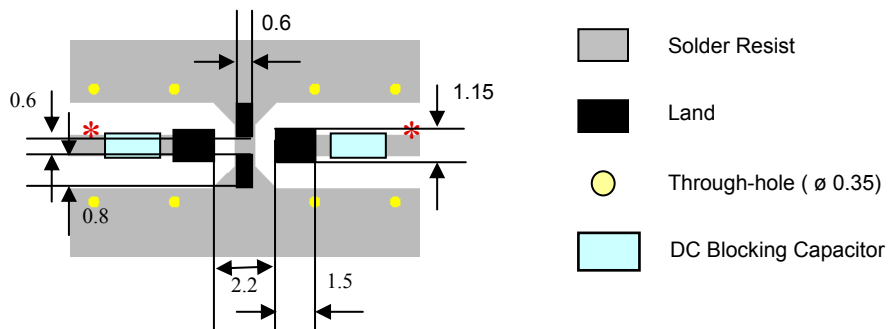
### Mounting Considerations

Mount these devices with brown mark facing up.

Line width should be designed to provide 50 Ω impedance matching characteristics.

DC Blocking capacitor is connected in series at each In/Out Port.

Units: mm



Johanson Technology, Inc. reserves the right to make design changes without notice.

All sales are subject to Johanson Technology, Inc. terms and conditions.



[www.johansontechnology.com](http://www.johansontechnology.com)

4001 Calle Tecate • Camarillo, CA 93012 • TEL 805.389.1166 FAX 805.389.1821

2009 Johanson Technology, Inc. All Rights Reserved

# "High Frequency Ceramic Solutions"

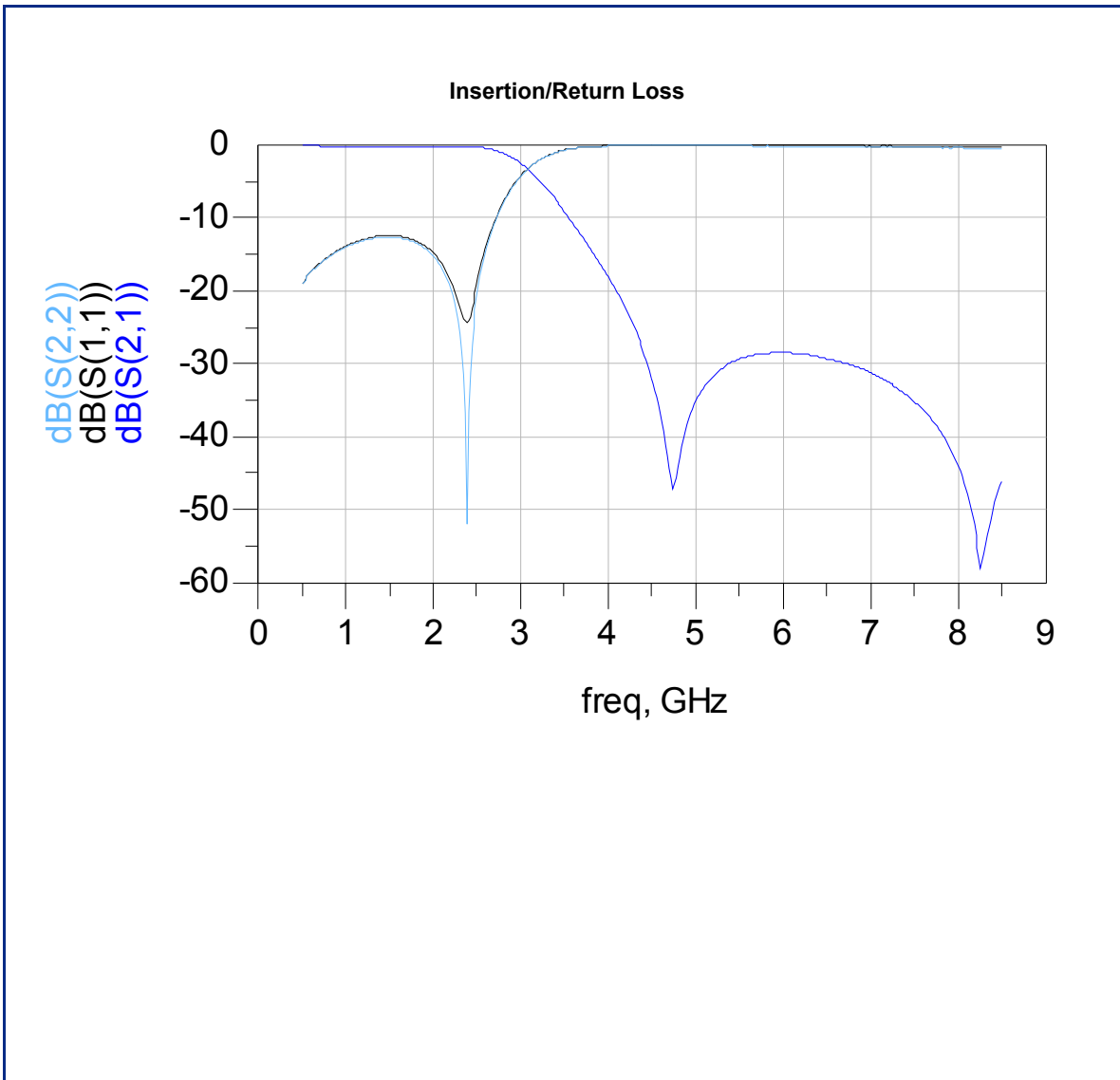
## 2.4 GHz Low Pass Filter

P/N 2400LP18A0200

Detail Specification: 06/24/09

Page 2 of 2

### Typical Electrical Performance (T=25°C)



Johanson Technology, Inc. reserves the right to make design changes without notice.

All sales are subject to Johanson Technology, Inc. terms and conditions.



[www.johansontechnology.com](http://www.johansontechnology.com)

4001 Calle Tecate • Camarillo, CA 93012 • TEL 805.389.1166 FAX 805.389.1821

2009 Johanson Technology, Inc. All Rights Reserved