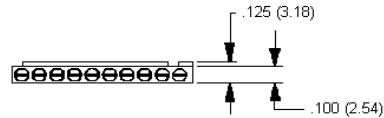
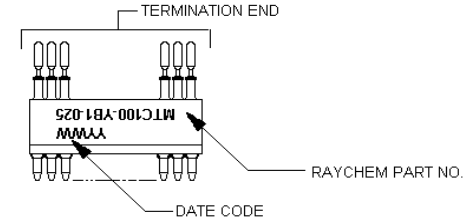
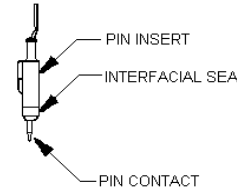
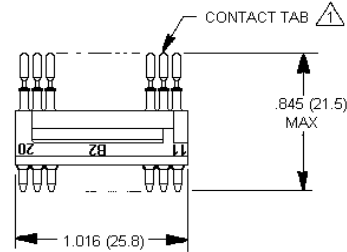


If this document is printed it becomes uncontrolled.
Check with the web for latest revision.

REVISIONS			
LTR	DESCRIPTION	DATE	APPROVED
B	REVISED PER ECN	T-19966	03/29/95 HAGMANN



NOTES:

- MATERIAL:**
 - 1 - A. WAFER; INSERT MATERIAL, HIGH GRADE BLACK POLYARYLENE THERMOPLASTIC.
 - 1 - B. CONTACT: COPPER ALLOY PER QQ-B-613.
 - 1 - C. INTERFACIAL SEAL; SILICONE ELASTOMER PER ZZ-R-765.
- FINISH:**
 - 2 - A. WAFER; FINISH TO BE AS MOLDED.
 - 2 - B. CONTACT; ENGAGING END, GOLD PLATED PER MIL-G-45204, CLASS 1 TERMINATION END, SOLDER COATED PER QQ-S-571.
- SPECIAL NOTES** 3 - A. THIS PART IS DESIGNED TO MEET THE REQUIREMENTS OF **Raychem** SPECIFICATION C-6111. QUALIFICATION IS PENDING.
- THIS INSERT IS INTENDED FOR USE WITH THE MTC100 2" CONNECTOR HOUSING.**

TABLE 1

SPECIAL TEST REQUIREMENTS	
EXAMINATION OR TEST	REQUIREMENT
VISUAL AND DIMENSIONAL EXAMINATION	PER SCD
INSULATION RESISTANCE AT AMBIENT TEMPERATURE	5000 MEGOHMS MINIMUM
DIELECTRIC WITHSTAND VOLTAGE AT SEA LEVEL	1500 VAC (RMS) 60 HZ

DO NOT SCALE THIS DRAWING

SPECIFICATION CONTROL DRAWING

UNLESS OTHERWISE SPECIFIED DIMENSIONS ARE IN INCHES AND TOLERANCES ARE XXX = +/- .005 (0.13 MM) XX = +/- .02 (0.51 MM)	DRAWN	LOVATO	7-29-92	Raychem RAYCHEM CORPORATION 300 CONSTITUTION DR. MENLO PARK, CALIFORNIA 94025			
	CHECKED						
	MATERIAL NOTES	APPROVED			TITLE WAFER, PIN, "B2" 4-WAY, 125 C, 20-26 AWG FOR MTC100 CONNECTORS		
		APPROVED					
FINISH NOTES	CAD NAME	008260-1.PCX		SIZE A	CODE IDENT 06090	DWG NO MTC100-YB1-025	
	PCN	630328-000		SCALE	WEIGHT	1.72 G. MAX	SHEET 1 OF 1