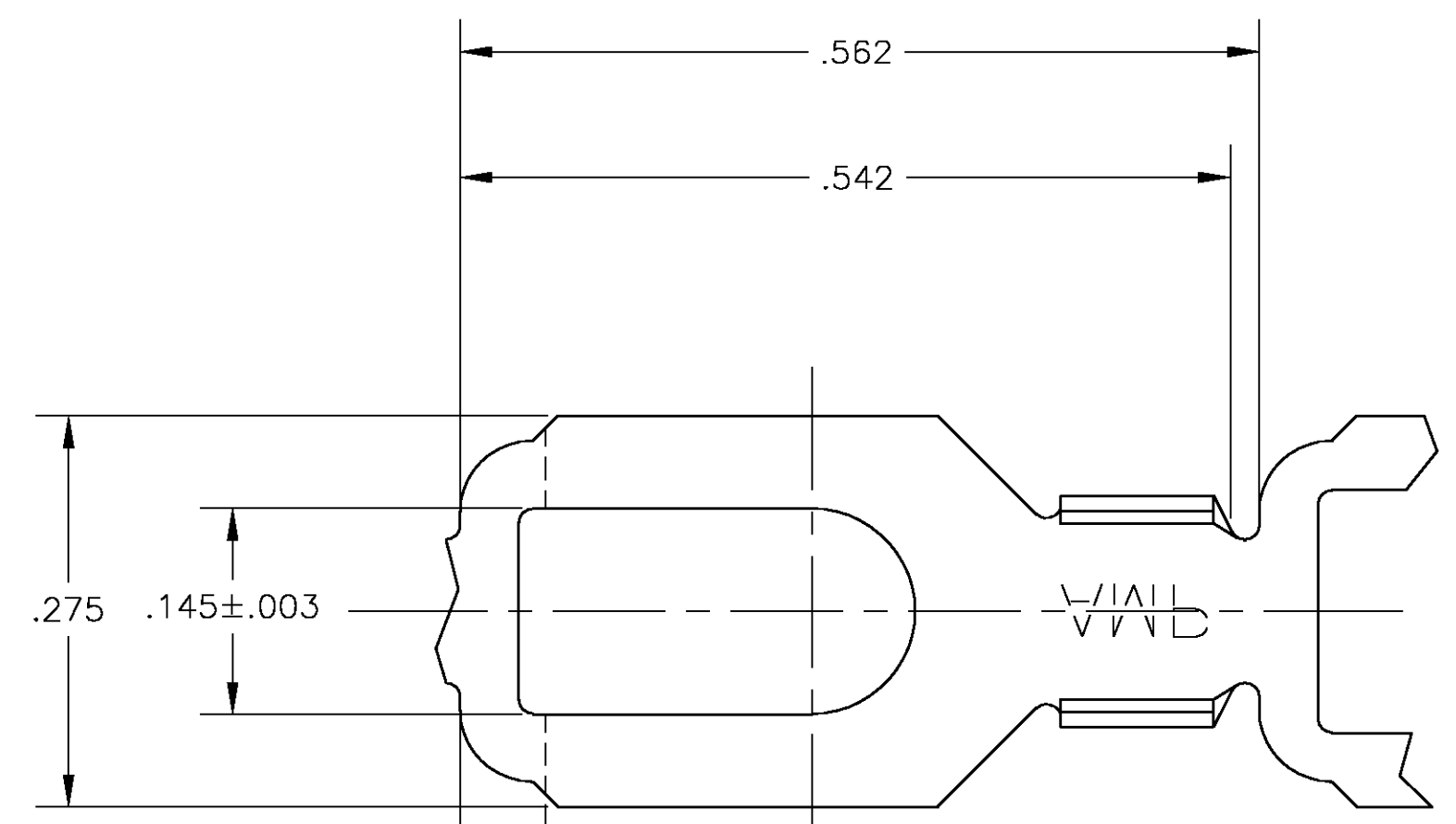


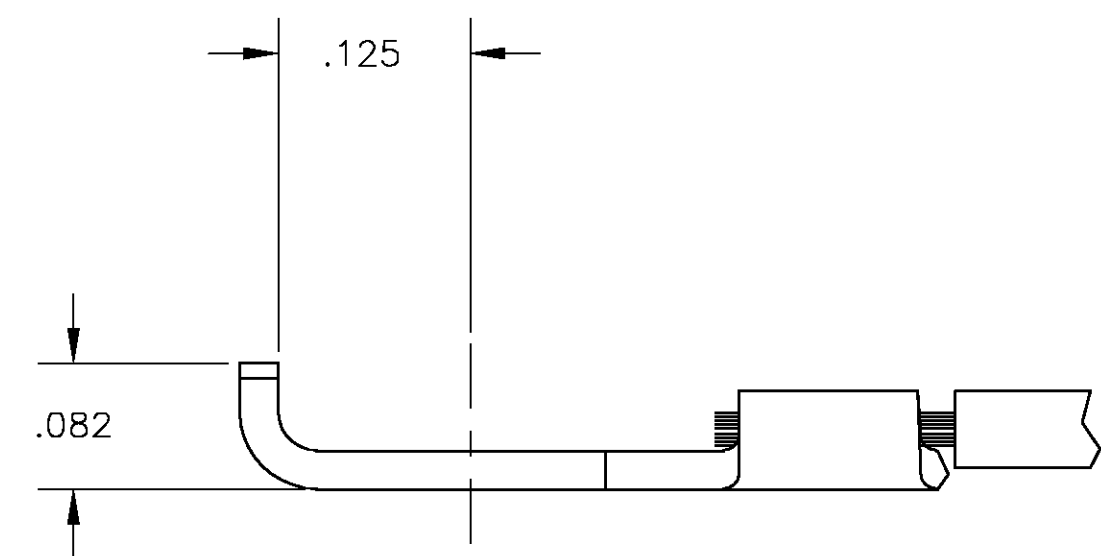
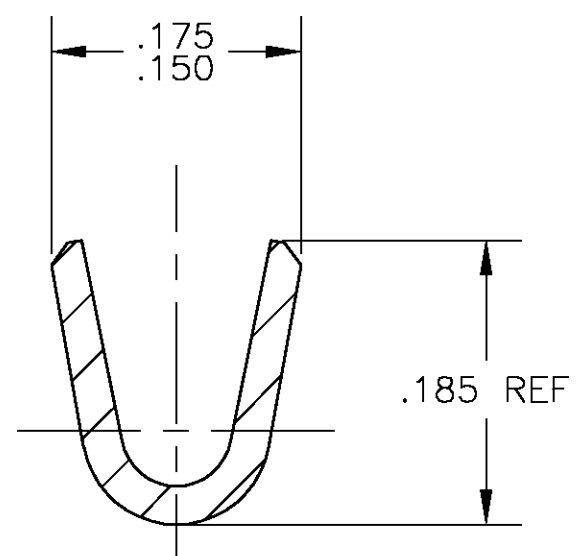
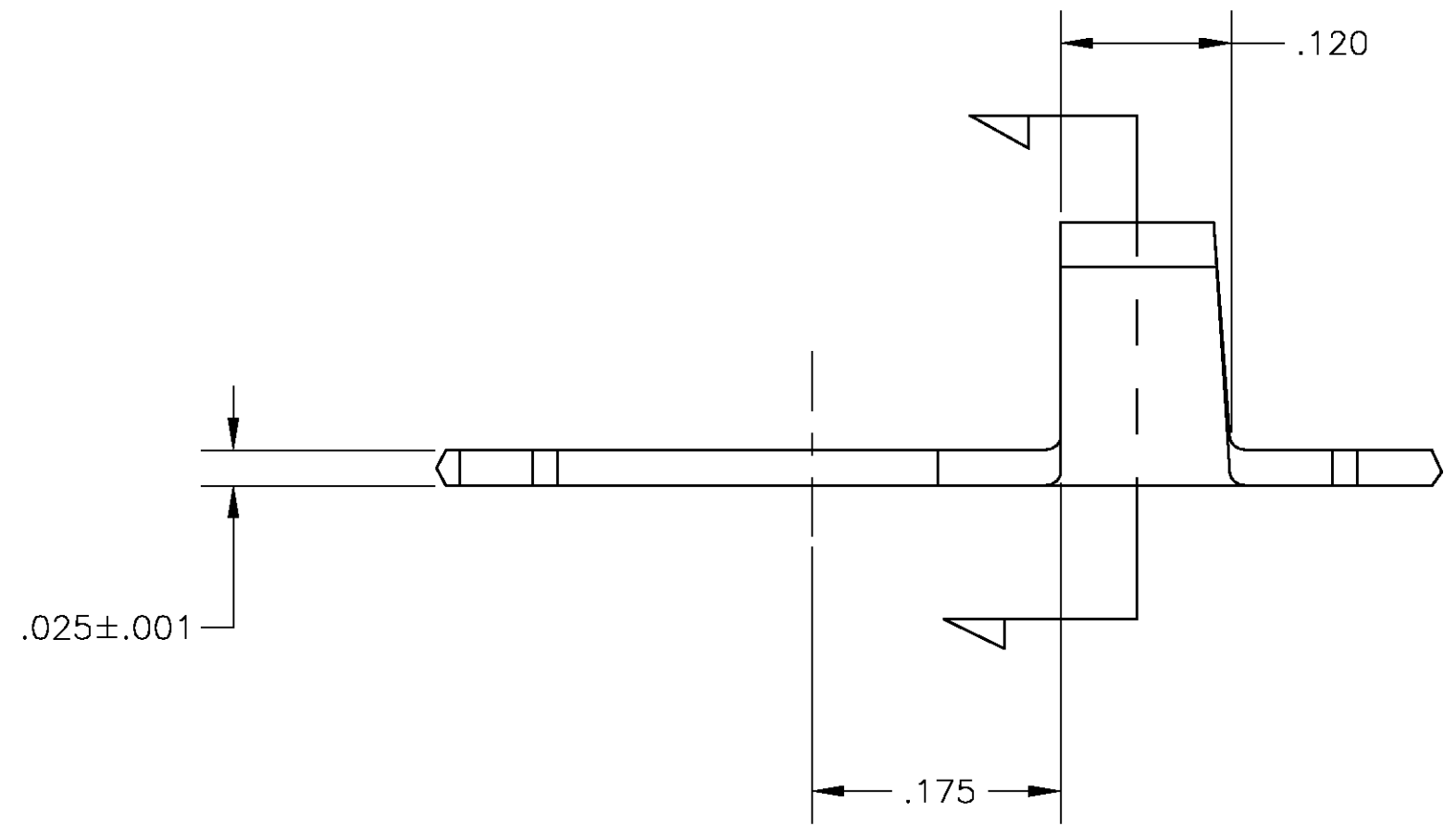
THIS DRAWING IS UNPUBLISHED. RELEASED FOR PUBLICATION
 © COPYRIGHT BY TYCO ELECTRONICS CORPORATION. ALL RIGHTS RESERVED.

LOC		DIST		REVISIONS			
P	LTR	DESCRIPTION	DATE	DWN	APVD		
AF	50	H	REV & REDRWAN PER 0G3A-0200-02	02APR03	MF	DD	

- 1 FOR NEW APPLICATIONS SEE PREFERRED MODERNIZED DESIGN 42320 GROUP AND 42321 GROUP.
- 2 SUFFIX LETTER MUST BE USED ONLY WHEN ORDERING APPLICATOR TOOLING.
- 3 CONTINUOUS STRIP ON REELS.



.060
APPLICATOR
CUT-OFF



-	-	-
40577 A	18-14 AWG	40577
2 FLANGED PART NUMBER	WIRE RANGE	PART NUMBER

THIS DRAWING IS A CONTROLLED DOCUMENT.		DWN MICHAEL S. FEHER 02APR2003	Tyco Electronics Corporation Harrisburg, PA 17105-3608	
DIMENSIONS: INCHES		CHK DONALD F. DECKER 02APR2003	NAME #6 STUD, TERMINAL, SPADE	
TOLERANCES UNLESS OTHERWISE SPECIFIED: 0 PLC ± - 1 PLC ± - 2 PLC ± - 3 PLC ± .010 4 PLC ± - ANGLES ± 1°		APVD DONALD F. DECKER 02APR2003	RESTRICTED TO	
MATERIAL 082 BRASS		FINISH -	SIZE A2	CAGE CODE 00779
		WEIGHT -	DRAWING NO C=40577	
		CUSTOMER DRAWING		SCALE 8:1
		SHEET 1 OF 1		REV H